


K3 Volume 10

Teacher's Manual

If All the World



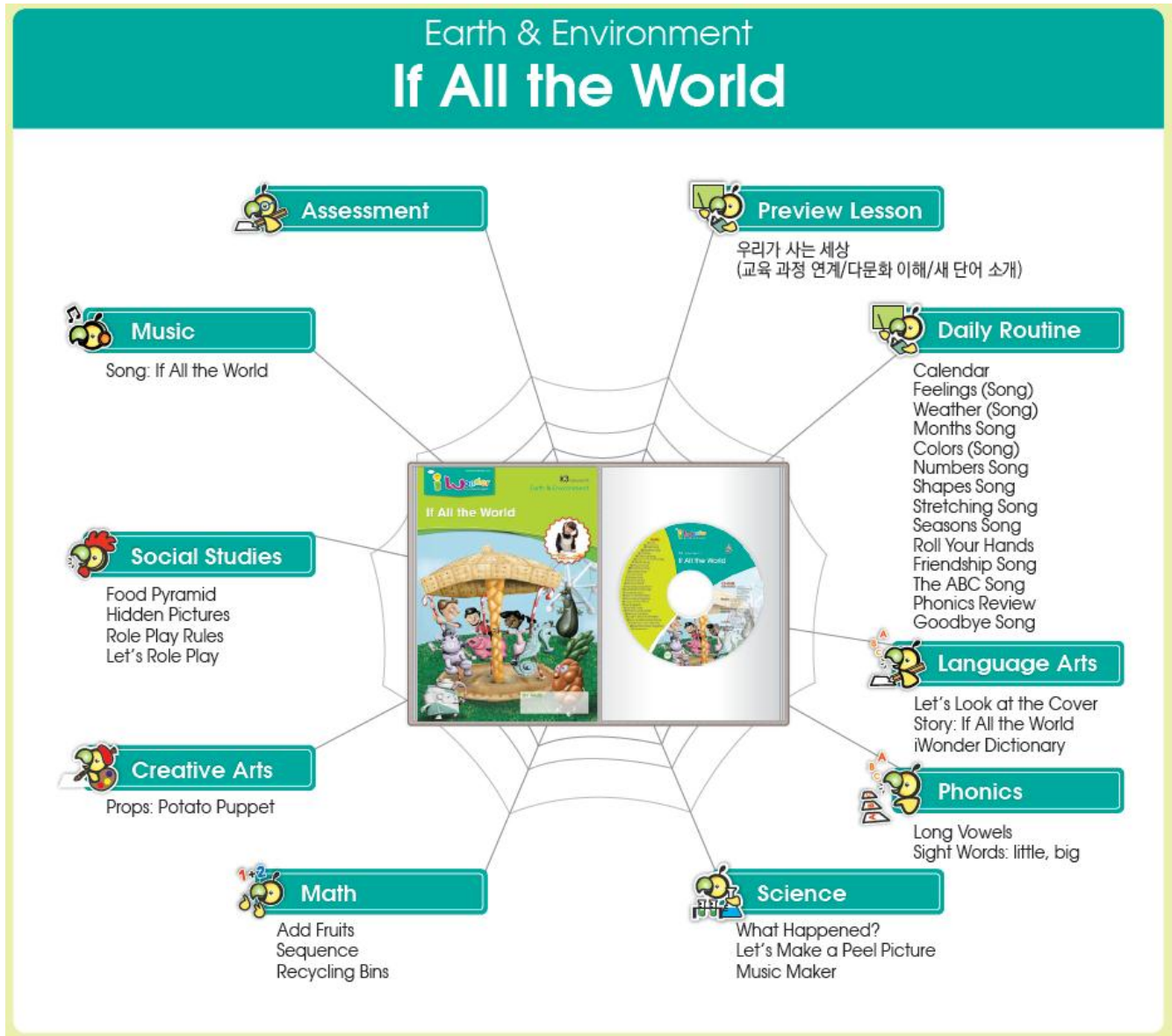


월간 계획안

주 제: Earth and Environment

도 서: K3 Vol. 10 If All the World

다문화활동 (Preview Lesson): 우리가 사는 세상




Standard:

English Language Arts Standard K	
Listening Standard 1.1 & 2: The student will understand spoken English to participate in informal (social) and formal (academic) contexts.	Speaking Standard 1.1 & 2: The student will produce spoken English to participate in informal (social) and formal (academic) contexts.
Reading Standard 1.1 & 2: The student will understand written English to participate in informal (social) and formal (academic) contexts.	Writing Standard 1.1 & 2: The student will produce written English to participate in informal (social) and formal (academic) contexts.
National STEM Standard K	
Science B4. Motions and forces D4. The origin and evolution of the universe	Technology E1. Abilities of technological design
Engineering 7B. The evolution of civilization has been directly affected by, and has in turn affected, the development and use of tools and materials.	Mathematics 4. Measurement A. Understand measurable attributes of objects and the units, systems, and processes of measurement


National STEM Standards by Engineering your Future, a project based approach. Great Lakes Press, 2006 and Minnesota 2009 Standard, Adopted 2012




Page 3	우리가 사는 세상		Preview Lesson
Objective		누리과정 관련요소	
9권에서 배울 내용을 소개한다. 그림책을 소개하며 지구를 아끼는 방법에 대하여 이야기 나눈다.		의사소통영역 > 듣기, 말하기 > 듣고 자신의 느낌, 생각, 경험을 말해본다.	
Target Words	우리가 사는 세상		
Target Sentences	지구가 쓰레기로 가득 찬다면, 이 세상은 어떻게 될까요?		
Materials	storybook, activity book, CD & audio, 그림카드		

Strategies					Materials	
Daily Routine		Greeting & Songs	Weather	Feelings	Phonics	CD & audio
		Colors	Shapes	Numbers	Review Activities	Alphabet 포스터
Whole Group Work Time	Motivation	활동북 커버를 보여주며 이야기 나눈다. 이번 달에는 이 책과 관련된 이야기와 노래, 지구와 환경에 관련된 여러 가지 활동을 해볼 거예요.				그림카드: 지구
	Input	1. 지구와 환경에 대한 이야기 나눈다. 우리가 살고 있는 지구는 흙과 물과 공기로 되어 있어요. 그리고 그 안에 사람과 동물 그리고 식물들이 함께 어우러져 살고 있습니다. 2. 이번 달 이야기에 대해 이야기 나눈다. “If All the World”에는 지구가 여러 음식으로 가득 찼을 때 어떤 일이 벌어질지를 상상하는 이야기가 나온답니다. 그런데 만약 지구가 쓰레기로 가득 찬다면, 이 세상은 어떻게 될까요?				
	Interaction	이야기 나눈다. 우리가 지구를 깨끗하게 지키기 위해서 우리는 어떠한 일을 해야 까요?				
Individual Work Time		지구의 모습을 그리는 활동을 합니다. 우리가 사는 깨끗한 지구를 그려보세요.				
Closing		잘했어요. 다음 시간에는 영어로 “If All the World” 이야기와 지구와 환경에 관련된 여러 가지 활동을 해볼 거예요.				
Tips		깨끗한 지구를 만들기 위해 우리가 할 수 있는 일들을 이야기 나눠봅니다. 예) 재활용품 사용하기. 종이컵 사용하지 않기. 손수건 가지고 다니기 등.				



Page 4, 5		Let's Look at the Cover	Language Arts
Objective		누리과정 관련요소	
동화책 표지에 대하여 이야기 나눈다. 지구가 무엇으로 되면 좋을지 본인의 생각을 말할 수 있다.		의사소통영역 > 듣기 > 다양한 낱말과 문장을 듣고 뜻을 이해한다. 의사소통영역 > 말하기 > 주제를 정하여 함께 이야기를 나눈다.	
Target Words	crackers, pineapple, pie, milk, glass bottles, boxes, cans, paper		
Target Sentences	I see crackers/a pineapple/pie/milk.		
Materials	CD & audio, storybook, activity book, 그림카드		

Strategies					Materials	
Daily Routine		Greeting & Songs	Weather	Feelings	Phonics	CD & audio Alphabet 포스터
		Colors	Shapes	Numbers	Review Activities	
Whole Group Work Time	Motivation	동화책 표지를 보여준다. Look at the storybook. This is the story about earth and the environment.				storybook
	Input (p.4)	Today we are going to talk about the cover. 1. 제목과 부제를 말한다. Let's Look at the Cover. What do you see? 2. 표지에 대해 이야기 나눈다. Children play on the earth. The world is covered with food. I see crackers, a pineapple, a pie and milk.				storybook 그림카드: crackers pineapple pie milk glass bottles boxes cans paper world
	Interaction	1. 책 표지에서 무엇이 보이는 지 이야기 나눈다. Crackers, pineapple, pie, milk. Do you see (crackers/a pineapple/pie/milk)? I see (crackers/a pineapple/pie/milk). 2. 그림을 찾는 활동을 한다. What do you see? Do you see (crackers/a pineapple/a pie/milk)? Circle the picture. Who wants to try?				
	Input (p.5)	1. 그림을 보고, 우리가 사는 세상이 재활용품 중 무엇으로 뒤 덮여 있을지 상상해 본다. The world. What do you want the world to be made of? Glass bottles, boxes, cans, paper. Do you want the world to be made of (glass bottles/boxes/cans/paper)? What do you want the world to be made of? I want the world to be made of (glass bottles/boxes/cans/paper). 교사가 하나를 선택해서 그림을 그린다. If all the world is made of (glass bottles/boxes/cans/paper), I want to draw like this.				CD/Internet > Story > "If All the World"  K3 V10 If All the World
	Interaction	그림을 그리는 활동을 한다. Draw what you want the world to be made of! Who wants to try? What do you want the world to be made of? All the world is made of (glass bottles/boxes/cans/paper).				
Individual Work Time		활동지를 완성하도록 한다. Let's do our work. Open your book to page 4. Find the pictures. Draw your world.				
Closing		1. 아이들이 표현한 지구에 대해 이야기 나눈다. What do you want the world to be made of? All the world is made of (glass bottles/boxes/cans/paper). 2. 인사를 나눈다. It's time to say goodbye. Goodbye!				
Tips		다른 물건으로 가득 차 있는 지구를 생각해 본다. What do you want the world to be made of? Pencils, books, etc.				

Page 6	Add Fruits	Math
Objective	누리과정 관련요소	
과일을 가지고 더해본다.	자연탐구영역 > 수학적 탐구하기 > 수와 연산의 기초개념 알아보기 > 구체물을 가지고 더하고 빼는 경험을 해본다.	
Target Words	add, more	
Target Sentences	Two more apples, please. How many fruits do I have? I have ____.	
Materials	CD & audio, activity book, 그림카드, 마커, 색연필	



Strategies					Materials	
Daily Routine		Greeting & Songs	Weather	Feelings	Phonics	CD & audio Alphabet 포스터
		Colors	Shapes	Numbers	Review Activities	
Whole Group Work Time	Motivation	색연필을 세어본다. I have colored pencils. 한쪽 바구니에 넣어 놓은 색연필을 세어본다. How many colored pencils do I have? Let's count. One, two, three, four. I have four colored pencils. 한 개의 색연필을 더 넣고 세어본다. One more colored pencils please. How many colored pencils do I have? Let's count. One, two ~ five. I have five colored pencils.				activity book colored pencils <u>그림카드:</u> apples bananas empty bag empty basket
	Input	Today we are going to add some fruits. 1. 제목과 부제를 말한다. Add Fruits How many fruits do I have? 2. Catty가 가지고 있는 사과를 더하는 활동을 해본다. I have three apples. Two more apples, please! (교사는 두 개의 사과를 봉투에 그린다.) How many apples do I have now? Let's count the apples. One, two, three, four, five. I have five apples.				
	Interaction	1. Doggy가 가지고 있는 바나나를 세어본다. How many bananas do I have? Let's count! One. I have one banana. 2. 바나나를 더하는 활동을 한다. Three more bananas, please! Draw fruits. (아이를 시켜본다.) Who wants to try? 3. 더해진 바나나를 세어본다. How many bananas do I have now? Let's count the banana. One, two, three, four. I have four bananas.				
Individual Work Time		활동 페이지를 한다. Let's do our work. Open your book to page 6. Draw fruits. Input때 사용한 표현들을 사용하여 아이들과 일대일 상호작용한다.				
Closing		1. 각각의 캐릭터가 과일을 몇 개 가지고 있는지 다시 이야기 나눈다. Catty. How many fruits do I have? I have three apples. Two more apples, please! I have five apples. 2. 인사를 나눈다. It's time to say goodbye. Goodbye!				
Tips		다른 물건을 가지고 더하는 활동을 해본다. Add things. How many books do I have?				



Page 7	Song: If All the World		Song
Objective	누리과정 관련요소		
노래를 즐겁게 부른다.	의사소통영역 > 듣기> 동요를 다양한 방법으로 듣고 즐긴다. 예술경험영역 > 예술적 표현하기 > 음악으로 표현하기		
Target Words	Grains, Fruits, Vegetables, Dairy foods, Protein foods		
Target Sentences	If all the world is made of...		
Materials	CD & audio, activity book, song poster		

Learning Targets

What will happen to the world?

What will happen to the world?

What will happen to the world?

What will happen to the world?

What will happen to the world?

What will happen to the world?

What will happen to the world?

What will happen to the world?

What will happen to the world?

What will happen to the world?

What will happen to the world?

What will happen to the world?

What will happen to the world?

What will happen to the world?

What will happen to the world?

What will happen to the world?

What will happen to the world?

What will happen to the world?

What will happen to the world?

What will happen to the world?

What will happen to the world?

What will happen to the world?

What will happen to the world?

What will happen to the world?

What will happen to the world?

What will happen to the world?

What will happen to the world?

What will happen to the world?

What will happen to the world?

What will happen to the world?

What will happen to the world?

What will happen to the world?

What will happen to the world?

What will happen to the world?

What will happen to the world?

What will happen to the world?

What will happen to the world?

What will happen to the world?

What will happen to the world?

What will happen to the world?

What will happen to the world?

What will happen to the world?

What will happen to the world?

What will happen to the world?

What will happen to the world?

What will happen to the world?

What will happen to the world?

What will happen to the world?

What will happen to the world?

What will happen to the world?

What will happen to the world?

What will happen to the world?

What will happen to the world?

What will happen to the world?

What will happen to the world?

What will happen to the world?

What will happen to the world?

What will happen to the world?

What will happen to the world?

What will happen to the world?

What will happen to the world?

What will happen to the world?

What will happen to the world?

What will happen to the world?

What will happen to the world?

What will happen to the world?

What will happen to the world?

What will happen to the world?

What will happen to the world?

What will happen to the world?

What will happen to the world?

What will happen to the world?

What will happen to the world?

What will happen to the world?

What will happen to the world?

What will happen to the world?

What will happen to the world?

What will happen to the world?

What will happen to the world?

What will happen to the world?

What will happen to the world?

What will happen to the world?

What will happen to the world?

What will happen to the world?

What will happen to the world?

What will happen to the world?

What will happen to the world?

What will happen to the world?

What will happen to the world?

What will happen to the world?

What will happen to the world?

What will happen to the world?

What will happen to the world?

What will happen to the world?

What will happen to the world?

What will happen to the world?

What will happen to the world?

What will happen to the world?

What will happen to the world?

What will happen to the world?

What will happen to the world?

What will happen to the world?

What will happen to the world?

What will happen to the world?

What will happen to the world?

What will happen to the world?

What will happen to the world?

What will happen to the world?

What will happen to the world?

What will happen to the world?

What will happen to the world?

What will happen to the world?

What will happen to the world?

What will happen to the world?

What will happen to the world?

What will happen to the world?

What will happen to the world?

What will happen to the world?

What will happen to the world?

What will happen to the world?

What will happen to the world?

What will happen to the world?

What will happen to the world?

What will happen to the world?

What will happen to the world?

What will happen to the world?

What will happen to the world?

What will happen to the world?

What will happen to the world?

What will happen to the world?

What will happen to the world?

What will happen to the world?

What will happen to the world?

What will happen to the world?

What will happen to the world?

What will happen to the world?

What will happen to the world?

What will happen to the world?

What will happen to the world?

What will happen to the world?

What will happen to the world?

What will happen to the world?

What will happen to the world?

What will happen to the world?

What will happen to the world?

What will happen to the world?

What will happen to the world?

What will happen to the world?

What will happen to the world?

What will happen to the world?

What will happen to the world?

What will happen to the world?

What will happen to the world?

What will happen to the world?

What will happen to the world?

What will happen to the world?

What will happen to the world?

What will happen to the world?

What will happen to the world?

What will happen to the world?

What will happen to the world?

What will happen to the world?

What will happen to the world?

What will happen to the world?

What will happen to the world?

What will happen to the world?

What will happen to the world?

What will happen to the world?

What will happen to the world?

What will happen to the world?

What will happen to the world?

What will happen to the world?

What will happen to the world?

What will happen to the world?

What will happen to the world?

What will happen to the world?

What will happen to the world?

What will happen to the world?

What will happen to the world?

What will happen to the world?

What will happen to the world?

What will happen to the world?

What will happen to the world?

What will happen to the world?

What will happen to the world?

What will happen to the world?

What will happen to the world?

What will happen to the world?

What will happen to the world?

What will happen to the world?

What will happen to the world?

What will happen to the world?

What will happen to the world?

What will happen to the world?

What will happen to the world?

What will happen to the world?

What will happen to the world?

What will happen to the world?

What will happen to the world?

What will happen to the world?

What will happen to the world?

What will happen to the world?

What will happen to the world?

What will happen to the world?

What will happen to the world?

What will happen to the world?

What will happen to the world?

What will happen to the world?

What will happen to the world?

What will happen to the world?

What will happen to the world?

What will happen to the world?

What will happen to the world?

What will happen to the world?

What will happen to the world?

What will happen to the world?

What will happen to the world?

What will happen to the world?

What will happen to the world?

What will happen to the world?

What will happen to the world?

What will happen to the world?

What will happen to the world?

What will happen to the world?

What will happen to the world?

What will happen to the world?

What will happen to the world?

What will happen to the world?

What will happen to the world?

What will happen to the world?

What will happen to the world?

What will happen to the world?

What will happen to the world?

What will happen to the world?

What will happen to the world?

What will happen to the world?

What will happen to the world?

What will happen to the world?

What will happen to the world?

What will happen to the world?

What will happen to the world?

What will happen to the world?

What will happen to the world?

What will happen to the world?

What will happen to the world?

What will happen to the world?

What will happen to the world?

What will happen to the world?

What will happen to the world?

What will happen to the world?

What will happen to the world?

What will happen to the world?

What will happen to the world?

What will happen to the world?

What will happen to the world?

What will happen to the world?

What will happen to the world?

What will happen to the world?

What will happen to the world?

What will happen to the world?

What will happen to the world?

What will happen to the world?

What will happen to the world?

What will happen to the world?

What will happen to the world?

What will happen to the world?

What will happen to the world?

What will happen to the world?

What will happen to the world?

What will happen to the world?

What will happen to the world?

What will happen to the world?

What will happen to the world?

What will happen to the world?

What will happen to the world?

What will happen to the world?

What will happen to the world?

What will happen to the world?

What will happen to the world?

What will happen to the world?

What will happen to the world?

What will happen to the world?

What will happen to the world?

What will happen to the world?

What will happen to the world?

What will happen to the world?

What will happen to the world?

What will happen to the world?

What will happen to the world?

What will happen to the world?

What will happen to the world?

What will happen to the world?

What will happen to the world?

What will happen to the world?

What will happen to the world?

What will happen to the world?

What will happen to the world?

What will happen to the world?

What will happen to the world?

What will happen to the world?

What will happen to the world?

What will happen to the world?

What will happen to the world?

What will happen to the world?

What will happen to the world?

What will happen to the world?

What will happen to the world?

What will happen to the world?

What will happen to the world?

What will happen to the world?

What will happen to the world?

What will happen to the world?

What will happen to the world?

What will happen to the world?

What will happen to the world?

What will happen to the world?

What will happen to the world?

What will happen to the world?

What will happen to the world?

What will happen to the world?

What will happen to the world?

What will happen to the world?

What will happen to the world?

What will happen to the world?

What will happen to the world?

What will happen to the world?

What will happen to the world?

What will happen to the world?

What will happen to the world?

What will happen to the world?

What will happen to the world?

What will happen to the world?

What will happen to the world?

What will happen to the world?

What will happen to the world?

What will happen to the world?

What will happen to the world?

What will happen to the world?

What will happen to the world?

What will happen to the world?

What will happen to the world?

What will happen to the world?

What will happen to the world?

What will happen to the world?

What will happen to the world?

What will happen to the world?

What will happen to the world?

What will happen to the world?

What will happen to the world?

What will happen to the world?

What will happen to the world?

What will happen to the world?

What will happen to the world?

What will happen to the world?

What will happen to the world?

What will happen to the world?


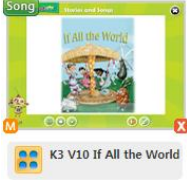
What will happen to the world?

What will happen to the world?

What will happen to the world?

What will happen to the world?


<

Strategies					Materials	
Daily Routine		Greeting & Songs	Weather	Feelings	Phonics	CD & audio
		Colors	Shapes	Numbers	Review Activities	Alphabet 포스터
Whole Group Work Time	Motivation	스토리를 들려준다. Let's read a story. "If All the World."				CD & audio activity Book song poster <u>그림카드:</u> Grains Fruits Vegetables Dairy foods Protein foods
	Input	Today we are going to sing a song. 1. 제목과 부제를 말한다. Song: If All the World Let's sing together. 2. 노래를 들어본다. Let's listen to the song. 3. 노래를 다른 목소리로 불러본다. Let's sing with "Ah, ah, ah" sounds. (아아아, 오오오, 이이이, 혹은 에에에) 4. 노래를 불러본다. Let's sing together.				
	Interaction	1. 다 같이 노래를 불러본다. Let's sing the song. 2. 그림을 찾는 활동을 한다. 교사는 장면에 맞는 노래를 불러 아이들이 찾도록 한다. Find the picture: If all the world is made of Protein foods. Who wants to try? 3. 스티커 붙이는 활동을 해본다. Put the matching stickers on the circles. If all the world is made of Dairy foods. Who wants to try?				
Individual Work		노래를 불러본다. Let's sing together.				CD/Internet > Story > "If All the World"
Closing		1. 노래를 다시 불러본다. Let's sing together. 2. 인사를 나눈다. It's time to say goodbye. Goodbye!				
Tips		단어를 바꾸어 가며 노래를 불러본다. If all the world is made of <u>books</u> . 지구가 음식으로 뒤 덮이면 무슨 일이 일어날지 이야기 나누어 본다. What will happen to the world?				



Page 8, 9		Long Vowels	Phonics
Objective		누리과정 관련요소	
장모음 a, i, o, u의 음가를 익힌다. 장모음이 들어가는 단어를 구분할 수 있다.		의사소통영역 > 듣기, 말하기 > 낱말의 발음에 관심을 가지고 비슷한 발음을 구별하고 말한다. 의사소통영역 > 읽기, 쓰기 > 주변에서 친숙한 글자를 읽어보고 써본다.	
Target Words		cane, mate, cape, kite, fine, pine, robe, hope, mope, tube, huge, cube	
Target Sentences		Long Vowels.	
Materials		CD & audio, activity book, markers, 그림카드, 파닉스 단어카드	



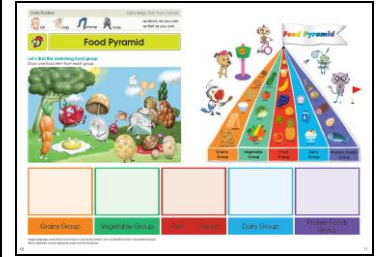
Strategies					Materials	
Daily Routine		Greeting & Songs	Weather	Feelings	Phonics	CD & audio Alphabet 포스터
		Colors	Shapes	Numbers	Review Activities	
Whole Group Work Time	Motivation	그 동안 배웠던 Phonics 단어를 그림카드를 보면서 말해본다. Let's say the words together. Cane, mate, cape, kite, fine, pine, robe, hope, mope, tube, huge, cube. Good job reading.				markers activity Book
	Input	Today we are going to learn about long vowels. 1. 제목과 부제를 말한다. Long Vowels. Let's sing: Long Vowels . 2. Long Vowels를 소개한다. Long a says ā. Who turns can into cane? Can! Cane! Who turns mat into mate? Mat! Mate! Who turns cap into cape? Cap! Cape! Magic e turns /a/ into ā. Long i says ī. Who turns kit into kite? Kit! Kite! Who turns fin into fine? Fin! Fine! Who turns pin into pine? Pin! Pine! Magic e turns /i/ into ī. Long o says ō. Who turns hop into hope? Hop! Hope! Who turns rob into robe? Rob! Robe! Who turns mop into mope? Mop! Mope! Magic e turns /o/ into ō. Long u says ū. Who turns cub into cube? Cub! Cube! Who turns hug into huge? Hug! Huge! Who turns tub into tube? Tub! Tube! Magic e turns /u/ into ū. 3. 챈트를 불러본다. Let's chant. Long Vowels.				글자카드: cane mate cape kite fine pine robe hope mope tube huge cube CD/Internet > Phonics > "Long Vowels" 
	Interaction	1. 교사가 읽는 단어를 찾아 동그라미를 한다. Let's find the picture. Cane . Circle the matching picture. (교사가 한번 보여준 후 같은 방법으로 아이들을 시켜본다.) Who wants to try? 2. 단어들을 읽는 활동을 해본다. Let's read the words. Who wants to try? 3. 단어를 빨리 읽는 활동을 해본다. Read the words as fast as you can. How long does it take?				



		(다같이 읽어 보고, 개인별로 그룹별로 시켜본다.)	
Individual Work Time		<p>활동 페이지를 한다.</p> <p>Let's do our work. Open your book to page 8.</p> <p>Circle the matching picture. Let's read the words.</p> <p>Input때 사용한 표현들을 사용하여 아이들과 일대일 상호작용한다</p>	
Closing		<p>1. 노래를 다시 불러본다.</p> <p>Let's sing together. Let's sing: Long Vowels.</p> <p>2. 인사를 나눈다.</p> <p>It's time to say goodbye. Goodbye!</p>	
Tips		<p>P9의 단어카드를 섞어 놓고 누가 빨리 읽을 수 있는지 시간을 재어본다.</p> <p>Let's read it fast. Let's read it as fast as you can.</p>	



Page 10, 11		Food Pyramid	Science
Objective		누리과정 관련요소	
각 식품군에 해당하는 음식을 안다.		의사소통영역 > 말하기 > 주제를 정하여 함께 이야기 나눈다. 신체운동·건강영역 > 건강하게 생활하기 > 바른 식생활 하기 > 적당한 양의 음식을 골고루 먹는다.	
Target Words		Grains Group, Vegetable Group, Fruit Group, Dairy Group, Protein Food Group	
Target Sentences		Let's find the matching food group. ____ is in the ____ Group.	
Materials		story book, activity book, marker, 그림카드	




Strategies						Materials
Daily Routine		Greeting & Songs	Weather	Feelings	Phonics	CD & audio Alphabet 포스터
		Colors	Shapes	Numbers	Review Activities	
Whole Group Work Time	Motivation	동화책을 읽는다. Let's read the storybook. What food do you see in the story? I see a tomato, an egg, a cracker, milk and nuts.				activity book marker
	Input	Today we are going to talk about the food pyramid. 1. 제목과 부제를 말한다. Food Pyramid. Let's find the matching food group. 2. 그림에서 보이는 음식과 그 음식의 식품군을 말해준다. Look at the food pyramid. Look at the picture. A pineapple. The pineapple is in the Fruits Group. A cracker. The cracker is in the Grains Group. An egg. The egg is in the Protein Food Group. Milk. The milk is in the Dairy Group. Broccoli. The broccoli is in the Vegetable Group.				Food Pyramid Poster <u>그림카드:</u> Fruits Group Grains Group
	Interaction	1. 음식을 찾는 활동을 한다. Find the picture. The carrot is in the Vegetable Group. (교사가 시범을 보인다.) Find the picture. The strawberry is in the Fruit Group. (아이들을 시켜본다.) Who wants to try? Raise your hands. 2. 음식이 속한 식품군을 찾아보는 활동을 한다. Let's find the matching food group. Potato. Vegetable Group. (교사는 Food Pyramid에서 potato가 해당하는 식품군을 가리킨다.) Let's find the matching food group. (아이들을 시켜본다.) Who wants to try? Raise your hands. 3. 각 식품군에 해당하는 음식을 말해본다. Can you find the foods in the (Grains Group)? (Cracker) is in the (Grains Group). What else can you find? 4. 각 각의 식품군에 해당하는 음식을 그려보는 활동을 한다. Let's find the matching food group. Draw one food item from each group. (아이들을 시켜본다.) Who wants to try? Raise your hands.				Protein Food Group Dairy Group Vegetable Group Different foods
Individual Work Time		활동 페이지를 한다. Let's do our work. Open your book to page 10. Draw one food item from each group.				
Closing		1. 활동을 이야기 나눈다. Let's find the matching food group. The carrot is in the Vegetable Group.				



	2. 인사를 나눈다. It's time to say goodbye. Goodbye!	
Tips	<p>➤ 내가 먹어본 음식 중 식품군에 해당하는 음식을 말해본다. The <u>삼겹살</u> is in the Protein Food Group.</p> <p>➤ 그룹게임을 함께 한다: 인터넷(www.iwonderdual.com) > Teachers > 교수자료 > Daily Routine 영역</p> <ul style="list-style-type: none">- Memory 게임- My Plate 게임- Food Pyramid 게임- Food Race 게임-	





Page 12	Music Maker	Science
Objective	누리과정 관련요소	
재활용품을 사용하여 소리가 나는 악기를 만들어보고 소리를 들어본다.	자연탐구영역 > 과학적 탐구하기 > 물체와 물질 알아보기 > 물체와 물질을 여러 가지 방법으로 변화시켜본다.	
Target Words	music, maker, sounds	
Target Sentences	Let's make some sounds.	
Materials	CD & audio, activity book, glass bottles, plastic containers, cans, boxes, rubber bands	





Strategies					Materials	
Daily Routine		Greeting & Songs	Weather	Feelings	Phonics	CD & audio
		Colors	Shapes	Numbers	Review Activities	Alphabet 포스터
Whole Group Work Time	Motivation	재활용품으로 미리 만든 악기를 두드리며 소리를 들려준다. Sounds! Can you hear some sounds?				activity book glass bottles
	Input	Today we are going to make some sounds. 1. 제목과 부제를 말한다. Music Maker. Let's make some sounds. 2. 악기를 만들어 소리를 들어본다. I have a glass bottle, plastic containers, cans, boxes, and rubber bands. Can we make sounds with glass bottles, plastic containers, cans and boxes? Use rubber bands. Put a rubber band on things we can recycle. Can you hear the sounds?				plastic containers cans boxes rubber bands
	Interaction	1. 재활용품으로 소리를 만들 수 있었는지 물어본다. Can we make sounds with glass bottles, plastic containers, cans and boxes? Yes, we can. 2. 소리를 내는 데 무엇을 사용할지 물어본다. What did we use to make sounds? Rubber bands. 3. 소리 나는 악기를 만들 때 어떤 재활용품을 사용하고 싶은지 이야기 나눈다. Circle what you want to use. (Jiwon). Come up and circle what you want to use.				
Individual Work Time		활동 페이지를 완성한다. Let's do our work. Open your books to page 12. Put a rubber band on things we can recycle. Circle what you want to use. Input과 interaction때 사용한 어휘로 일대일 상호작용한다.				
Closing		1. 소리를 들었는지 물어본다. Can we make sounds with glass bottles, plastic containers, cans and boxes? What did you use? 2. 인사를 나눈다. It's time to say goodbye. Goodbye!				
Tips		다른 재활용품으로 소리 나는 악기를 만들어본다. 고무밴드가 아닌 다른 어떤 것을 사용하여 소리를 만들어 본다.				




Page 13	iWonder Dictionary	Language Arts
Objective	누리과정 관련요소	
요리과학 실험을 하기 전 어휘를 안다.	의사소통영역 > 듣기, 말하기 > 낱말과 문장 듣고 말하기 의사소통영역 > 읽기, 쓰기 > 주변에서 친숙한 글자를 읽어보고 써본다.	
Target Words	apple, banana, camera, carrot, cucumber, orange	
Target Sentences	What do we need to make a peel picture?	
Materials	CD & Audio, activity book, 그림 카드, 글자 카드	

Strategies					Materials	
Daily Routine		Greeting & Songs	Weather	Feelings	Phonics	CD & audio Alphabet 포스터
		Colors	Shapes	Numbers	Review Activities	
Whole Group Work Time	Motivation	과학 포스터를 보여주며 이야기 나눈다. Look at the poster. We are going to make a peel picture tomorrow.				science poster <u>그림카드:</u> apple banana camera carrot cucumber orange <u>글자카드:</u> apple banana camera carrot cucumber orange CD/Internet > Science > "Science Dictionary" 
	Input	Today we are going to learn vocabulary words. 1. 제목과 부제를 말한다. iWonder Dictionary. What do we need to make a peel picture? 2. 사전에 나온 단어들을 살펴본다. Apple. Banana. Camera. Carrot. Cucumber. Orange. We need an apple, a banana, a camera, a carrot, a cucumber, and an orange. Apple starts with /a/, /a/, a. (a에 밑줄을 긋는다.) 나머지 단어들도 같은 방법으로 한다.				
	Interaction	1. 만들 때 필요한 재료를 찾아본다. Find the picture. Banana . (손가락으로 가리킨다.) Find the picture. Camera . Who wants to try? 2. 만들 때 필요한 재료를 물어본다. What do we need? Do we need a/an (apple, banana, camera, carrot, cucumber, orange)? We need an apple, a banana, a camera, a carrot, a cucumber, and an orange. 2. 글쓰기 활동을 한다. Write the word. Carrot . (쓰기를 보여준다.) Write the word. Cucumber . Who wants to try? 3. 알파벳 태그에서 첫 글자를 찾는 활동을 한다. Look at the alphabet tags. Find the first letter. Orange start with o. (알파벳 탭에서 o를 찾아 동그라미 한다.) Find the first letter. Apple starts with the letter a. Who wants to try?				
	Individual Work Time	활동 페이지를 한다. Let's do our work. Open your book to page 13. Say and write the words. Input과 interaction때 사용한 어휘로 아이들과 일대일 상호작용한다.				
Closing		1. Page 13 사진을 보여주며 다시 이야기 나눈다. What do we need? We need an apple, a banana, a camera, a carrot, a cucumber, and an orange. 2. 인사를 나눈다. It's time to say goodbye. Goodbye!				
Tips		iWonder Dictionary에 나와있지 않은 단어들도 살펴본다. 각각의 요리 재료가 어느 식품군에 속하는 지 이야기 나누어 본다.				

Page 14, 15	Let's Make a Peel Picture	Science
Objective	누리과정 관련요소	
남겨진 음식 껍질로 작품을 만들어 보고, 마르기 전과 마른 후의 변화를 살펴본다.	자연탐구영역 > 탐구하는 태도 기르기 > 탐구과정 즐기기 > 궁금한 점을 알아보는 탐구과정에 참여하고 즐긴다.	
Target Words	fruits and vegetable peels, camera, paper, pencil	
Target Sentences	Draw a picture. Decorate the picture with the peels. Take a picture. Let the peels dry.	
Materials	storybook, CD & audio, activity book, science poster, fruits and vegetable peels, camera, paper, pencil	

Strategies					Materials
Daily Routine	Greeting & Songs	Weather	Feelings	Phonics	CD & audio
	Colors	Shapes	Numbers	Review Activities	Alphabet 포스터
Whole Group Work Time	Motivation	스토리를 읽고 이야기 나눈다. Let's read the story. "If All the World."			storybook
	Input	Today we are going to make a peel picture 1. 제목과 부제를 말한다. Let's Make a Peel Picture. What do we need? How to make a Peel Picture. 2. 과학 포스터를 보여주며 만드는데 필요한 재료를 이야기 나눈다. Look at the science poster. Look at the ingredients. What do we need? We need fruits and vegetable peels. Look at the utensils. What do we need? We need a camera, paper, and a pencil. 3. Chant를 불러본다. Let's chant "What do we need?" 4. 포스터를 통해 만드는 순서에 대해 이야기 나눈다. Look at the poster. How do we make a peel picture? One. Draw a picture. Two. Decorate the picture with the peels. Three. Take a picture. Four. Let the peels dry .			science poster activity book <u>Ingredients:</u> fruits and vegetable peels <u>Utensils:</u> camera paper pencil CD/Internet > Science > "Let's Make A Peel Picture" 



	Interaction	<ol style="list-style-type: none"> 1. 재료를 찾아본다. What do we need? We need a (camera). (카메라를 보여준다.) What else do we need? (아이들을 시켜본다.) Who wants to try? We need (fruits and vegetable peels, paper, a pencil). 2. 만드는 순서를 듣고 그림을 찾아본다. How do we make a peel picture? Listen carefully and find the picture. Find the picture. Decorate the picture with the peels. (그림을 찾아 가리킨다.) Find the picture. Take a picture. Who wants to try? 3. 만드는 방법을 순서대로 놓아본다. How do we make a peel picture? Let's put the pictures in order. What do we do first/next? Who wants to try? 4. 만드는 순서를 물어본다. How do we make a peel picture? What is next? 5. 만들어 본다. Let's make a peel picture. 작품을 다 만든 후 관찰, 그리고 말린 후 관찰한다. What will happen to the peels? Look at and touch the peels. They are soft. I wonder what happened to the peels. Do you see any changes? Yes, the peels are small and dry. 6. (CD로 대처할 경우) CD를 보며 이야기 나눈다. Let's look at the screen. How do we make a peel picture? 7. 만드는 것이 재미있었는지 물어본다. Did you like making the peel picture? Yes. No. 	CD/Internet > Science > "How to Make A Peel Picture" 
	Individual Work Time	활동 페이지를 한다. Let's do our work. Open your book to page 14. Did you like making the peel picture? Yes. No. Circle yes or no. Input때 사용한 표현들을 사용하여 아이들과 일대일 상호작용한다.	
	Closing	<ol style="list-style-type: none"> 1. 오늘 어떤 과학 실험을 하였는지 이야기를 나눈다. What did we make today? A peel picture. We made a peel picture. 2. 재료를 만들 때 어떤 변화를 보았는지 물어본다. What happened to the peels? The peels are small and dry. 3. 만드는 활동이 재미있었는지 물어본다. Did you like making the peel picture? Yes or No? 4. 활동이 끝난 후 정리한다. Let's clean up everyone. Let's sing and clean up. ♪ Everybody clean up now, clean up now, clean up now! Everybody clean up now. It's clean up time. 5. 인사를 나눈다. It's time to say goodbye. Goodbye! 	
	Tips	다른 친구들은 어떤 작품을 만들었는지 감상한다. 먹다 남은 음식이나 껍질은 어떻게 사용할 수 있는 지 이야기 나눈다.	




Page 16	What Happened?	Science
Objective	누리과정 관련요소	
관찰한 것을 기록할 수 있다.	자연탐구영역 > 탐구하는 태도 기르기 > 탐구기술 활용하기 > 일상생활의 문제를 해결하는 과정에서 탐색, 관찰, 비교, 예측 등의 탐구기술을 활용해본다.	
Target Words	peels, dry	
Target Sentences	What happened to the peels? The peels are small and dry.	
Materials	CD & Audio, activity book, marker, fresh peels, dried peels, 그림카드	

Strategies					Materials	
Daily Routine		Greeting & Songs	Weather	Feelings	Phonics	CD & audio
		Colors	Shapes	Numbers	Review Activities	Alphabet 포스터
Whole Group Work Time	Motivation	마른 껍질을 보여준다. Look! It is a leftover peels. It is a dried peels.				CD & audio
	Input	Today we are going to talk about what happened. 1. 제목과 부제를 말한다. What happened? Let the peels dry for one day! 2. 음식 껍질로 만들었던 작품을 관찰한다. See what happens to the peels. I see apple peels. I see banana peels. I see carrot peels. I wonder what happened to the peels.				activity book marker fresh peels dried peels <u>그림카드:</u>
	Interaction	1. 말린 작품을 관찰하고 만져본다. Look at and touch the peels. Who wants to try? Do you see any changes? The peels are small and dry. 2. 어떤 과일 껍질이 보이는 지에 대해 이야기 나눈다. Look at the peels. What kinds of peels do you see? I see (apple) peels. 3. 관찰한 것을 그림으로 기록한다. Draw what happened. Who wants to try?				photo of children's work
Individual Work Time		활동 페이지를 한다. Let's do our work. Open your book to page 16. Draw what happened.				
Closing		3. 정리하는 노래를 부른다. Let's clean up, everyone. Let's sing and clean up. ♪ Everybody clean up now, clean up now, clean up now! Everybody clean up now. It's clean up time. 3. 오늘 한 활동에 대해 이야기 해준다. Today we looked at what happened to the peels. They are small and dry. 3. 인사를 나눈다. It's time to say goodbye. Goodbye!				
Tips		말려서 먹을 수 있는 음식에 대해 이야기 나눈다. What food can we eat when it's dried? Dried banana. Dried persimmon.				




Page 17	Sequence	Math
Objective	누리과정 관련요소	
껍질 그림을 만드는 순서를 안다.	의사소통영역 > 말하기 > 자신의 생각을 말한다. 자연탐구영역 > 수학적 탐구하기 > 기초적인 자료 수집과 결과를 나타내기	
Target Words	draw, decorate, take, dry	
Target Sentences	This is first/next/last.	
Materials	CD & audio, activity book, science poster, 그림카드	

Strategies					Materials	
Daily Routine		Greeting & Songs	Weather	Feelings	Phonics	CD & audio
		Colors	Shapes	Numbers	Review Activities	Alphabet 포스터
Whole Group Work Time	Motivation	CD를 통해 요리 과학 순서를 본다. Do you remember how to make a peel picture? Let's look at the screen.				CD & audio activity book
	Input	Today we are going to talk about the sequence. 1. 제목과 부제를 말한다. Sequence. Can you tell me how to make a peel picture? 2. (포스터/그림카드를 활용하여) 순서를 이야기 나눈다. How do we make a peel picture? What is first? Draw a picture. What is next? Decorate the picture with the peels. What is next? Take a picture. What is next? Let the peels dry .				<u>그림카드:</u> 각 스텝 그림 CD/Internet > Science > "Sequence"
	Interaction	1. 순서를 차례대로 짚어본다. What do we do first/next/last? What comes next? Who wants to try? 2. 만드는 방법을 순서대로 놓아본다. How do we make a peel picture? Let's put the pictures in order. What do we do first/next? Who wants to try? 3. 순서대로 숫자를 써본다. Let's write the numbers in order. What do we do first/next/last? Who wants to try? 4. 글자를 적어본다. What do we do first/next/last? Write the missing words. Who wants to try?				
Individual Work		활동 페이지를 한다. Let's do our work. Open your book to page 17. Let's write the numbers in order. Write the missing words. Input때 사용한 표현들을 사용하여 아이들과 일대일 상호작용한다.				
Closing		1. 순서에 대해 다시 이야기 나눈다. How do we make a peel picture? What do we do first/next/last? 2. 인사를 나눈다. You did a good job. It's time to say goodbye. Goodbye!				
Tips		각 각의 스텝을 몸으로 표현해 본다. Act out the steps.				




Page 18, 19		Sight Words: little, big	Phonics
Objective		누리과정 관련요소	
Sight Words: little과 big를 문장에서 구분할 수 있다.		<p>의사소통영역 > 듣기, 말하기 > 낱말의 발음에 관심을 가지고 비슷한 발음을 구별하고 말한다.</p> <p>의사소통영역 > 읽기, 쓰기 > 주변에서 친숙한 글자를 읽어보고 써본다.</p>	
Target Words		little, big	
Target Sentences		<p>This is a little bird/flower/fish.</p> <p>This is a big sun/tree/whale.</p>	
Materials		CD & audio, activity book, 그림카드, 단어카드	




Strategies					Materials
Daily Routine		Greeting & Songs	Weather	Feelings	Phonics
		Colors	Shapes	Numbers	Review Activities
Whole Group Work Time	Motivation	작은 꽃 그림을 보여주며 이야기 한다. Look at the flower. This is a little flower. 커다란 해 그림을 보여주며 이야기 한다. Look at the sun. This is a big sun. Little, big, Little, big. Little flower. Big sun.			마커 activity book 커다란 해 그림 <u>글자카드</u> : big little <u>그림카드</u> : bird flower fish sun tree whale CD/Internet > Phonics > "The Earth" 
	Input (p.18)	Today we are going to talk about the sight words: little and big. 1. 제목과 부제를 말한다. Sight words: little, big Let's Chant: The Earth 2. 글자를 소개한다. Little. Big. 3. 그림에 대해 이야기 나눈다. Look at the earth. There are many things we can see. On the earth, there are little things. On the earth, there are big things. Can you find little and big things? (그림을 하나하나 가리키며) This is a little bird/flower/fish. This is a big sun/tree/whale. 4. (CD를 통해서) 챗트를 부른다. Let's chant: The Earth			
	Interaction	그림을 찾아본다. Listen and find the pictures. Who wants to try? Find the picture. This is a little bird. Find the picture. This is a big sun.			
	Input (p.18)	page 19에서 여러 다른 폰트의 글자를 소개한다. Little. Big. Little. Big.			
	Interaction	1. little 그리고 big을 찾아본다. Can you find the words little and big? Circle the words. Who wants to try? 2. little과 big을 써본다. Can you write the words little and big? Write the words. Who wants to try?			
Individual Work Time		활동 페이지를 한다. Let's do our work. Open your book to page 18. Circle and write the words little and big? Input때 사용한 표현들을 사용하여 아이들과 일대일 상호작용한다.			
Closing		1. 챗트를 다시 불러본다. Let's chant: The Earth 2. 인사를 나눈다. It's time to say goodbye. Goodbye!			



Page 20, 21		Hidden Pictures	Social Studies
Objective		누리과정 관련요소	
전체 그림에서 숨은 그림 찾기(곡물류/지구와 환경)을 찾아본다.		의사소통영역 > 듣기 > 낱말과 문장 듣고 구별한다. 신체운동·건강영역 > 건강하게 생활하기 > 바른 생활 하기 > 몸에 좋은 음식을 선택할 수 있다.	
Target Words		recycle, bread, cereal, cookie, doughnut, muffin, rice, glass bottle, box, can, newspaper	
Target Sentences		Let's recycle.	
Materials		CD & audio, activity book, 그림카드	




Strategies						Materials
Daily Routine		Greeting & Songs	Weather	Feelings	Phonics	CD & audio Alphabet 포스터
		Colors	Shapes	Numbers	Review Activities	
Whole Group Work Time	Motivation	"If All the World" 노래를 부른다. Let's sing "If All the World."				CD & audio activity book <u>그림카드:</u> bread cereal cookie doughnut muffin rice glass bottle box can newspaper CD/Internet > Activities > "Hidden Pictures"  K3 V10 Hidden Pictures
	Input	Today we are going to find the hidden things. 1. 제목과 부제를 읽는다. Hidden Pictures. Let's recycle! 2. 유치원 안의 상황을 소개한다. (지저분한 부분을 가리키며) It is a classroom. It is messy. Let's recycle. 3. 숨겨져 있는 그림들을 알려준다. Some things are hidden. These are the hidden things. Bread, cereal, cookie, doughnut, muffin, rice, glass bottle, box, can, newspaper.				
	Interaction	Page 20에서 숨겨진 그림을 찾아본다. Find the hidden things. Bread. Find the hidden things. Cereal. 나머지 숨겨진 그림들도 찾아본다. Who wants to try?				
Individual Work Time		활동 페이지를 한다. Let's do our work. Open your book to page 20. Find the hidden things. Input때 사용한 표현들을 사용하여 아이들과 일대일 상호작용한다.				
Closing		1. 그림에 무엇이 숨겨져 있었는지 다시 한번 말해본다. Tell me what you found. We found the bread, cereal, cookie, doughnut, muffin, rice, glass bottle, box, can, newspaper. 2. "If All the World" 노래를 부른다. Let's sing "If All the World." 3. 인사를 나눈다. It's time to say goodbye. Goodbye!				
Tips		1. 그림에서 다른 그림을 찾아보도록 한다. Find the hidden things. Glass bottle. 2. 숨기고 싶은 그림을 그려 다른 친구들이 찾아보도록 한다. Draw a hidden thing. Ask your friends to find the hidden thing.				




Page 22		Recycling Bins	Math
Objective		누리과정 관련요소	
재활용품들을 분류할 수 있다.		자연탐구영역 > 과학적 탐구하기 > 생명체와 자연환경 알아보기 > 생명체가 살기 좋은 환경과 녹색환경에 대해 알아본다.	
Target Words		recycling bins, paper, glass, cans, plastics	
Target Sentences		Where does the trash go?	
Materials		CD & audio, activity book, marker, 그림카드, 신문지	



Strategies					Materials	
Daily Routine		Greeting & Songs	Weather	Feelings	Phonics	CD & audio Alphabet 포스터
		Colors	Shapes	Numbers	Review Activities	
Whole Group Work Time	Motivation	신문을 보여주며 이야기 한다. It is a newspaper. We can recycle newspaper. It goes into a paper bin.				activity book marker 신문지 <u>그림카드:</u> Paper Paper box Newspaper glass bottle juice bottle glass Juice can tuna cans coke yogurt container fork spoon paper bin glass bin cans bin plastics bin CD/Internet > Activities > “Let's Recycle” 
	Input	Today we are going to talk about recycling bins. 1. 제목과 부제를 읽는다. Recycling Bins. Where does the trash go? 2. 다양한 재활용품을 보여준다. Paper. Paper box. Newspaper. They are paper. Glass bottle, juice bottle, glass. They are glass. Juice can, tuna can, coke. They are cans. Yogurt container, fork, spoon. They are plastics. Recycling Bins. Paper bin. Glass bin. Cans bin. Plastics bin. Where does the trash go? Paper goes into the paper bin. Glass goes into the glass bin. Cans go into the cans bin. Plastics go into the plastics bin.				
	Interaction	1. 재활용품들을 분류해 본다. Let's sort the trash. Where does the trash go? 2. 스티커 붙이는 활동을 한다. Put the matching stickers on the matching bins. Find all the (paper/glass/can/plastic) stickers.				
Individual Work Time		활동 페이지를 한다. Let's do our work. Open your book to page 22. Put the stickers on the matching bins. Input때 사용한 표현들을 사용하여 아이들과 일대일 상호작용한다.				
Closing		1. 오늘의 활동을 마무리 한다. These are paper. These are glass. These are cans. These are plastics. 2. 인사를 나눈다. It's time to say goodbye. Goodbye!				
Tips		교실 안의 물건들에서 재활용 할 수 있는 것들을 분류해 본다.				



Page 23	Role Play Rules		Social Studies
Objective		누리과정 관련요소	
극놀이 할 때 무대 위에서 지켜야 할 규칙을 안다.		예술경험영역 > 예술적 표현하기 > 음악, 움직임과 춤, 미술 등을 통합하여 표현한다.	
Target Words	rule, speak, loudly, face, audience, motions		
Target Sentences	Let's make rules. Speak loudly. Face the audience. Make big motions.		
Materials	CD & audio, activity book, 그림카드		

Strategies					Materials	
Daily Routine		Greeting & Songs	Weather	Feelings	Phonics	CD & audio Alphabet 포스터
		Colors	Shapes	Numbers	Review Activities	
Whole Group Work Time	Motivation	스토리를 CD를 통해 동극 내용을 들어본다. Let's listen to the story "If All the World."				activity book <u>그림카드</u> : Speak loudly. Face to the audience. Make big motions.
	Input	Today we are going to talk about role-play rules. 1. 제목과 부제를 읽는다. Role Play Rules Let's make rules. 2. 무대 위에서의 규칙에 대해서 이야기 나눈다. We need to follow the rules when we are on the stage. Listen to the rules. (각 각의 그림을 가리키고, 몸으로 흥내를 내어 내용을 전달한다.) Speak loudly. Face the audience. Make big motions. What other rules do we need?				
	Interaction	1. 각각의 규칙을 따라 해 본다. Listen to the rules. Speak loudly. Face the audience. Make big motions. 2. 다른 규칙을 만들어본다. What other rules do we need? Draw and write the rules. Examples: Speak slowly. Sing together. Look at the teacher. 3. 자신의 이름을 써서 규칙을 이행하겠다는 사인을 한다. Sign your name.				
Individual Work Time		활동 페이지를 한다. Let's do our work. Open your book to page 23. Draw and write the rules. Sign your name. Input과 Interaction때 사용한 표현들을 사용하여 상호작용한다.				
Closing		1. 이번 달 연습 할 "If All the World"의 대본을 다시 한번 들어본다. Let's listen to the story "If All the World." 2. 인사를 나눈다. It's time to say goodbye. Goodbye!				
Tips		규칙을 큰 포스터에 만들어 교실 안에 붙여본다. Display it on the wall.				





Page 24	Props: Potato Puppet	Creative Arts
Objective	누리과정 관련요소	
각자 자신이 해당하는 소품을 만들어본다.	예술경험영역 > 예술적 표현하기 > 미술활동으로 표현하기 > 협동적인 미술 활동에 참여하여 즐긴다.	
Target Words	cut, paste, decorate	
Target Sentences	Cut the circle out. Paste a circle inside. Cut the pictures out on p. 27. Decorate the bag.	
Materials	CD, activity book, bottle caps, glue, paper bag, red paper, scissors, tape	



Strategies					Materials
Daily Routine	Greeting & Songs	Weather	Feelings	Phonics	CD & audio
	Colors	Shapes	Numbers	Review Activities	Alphabet 포스터
Whole Group Work Time	Motivation	CD에서 스토리의 대본을 들어본다. Let's listen to the story "If All the World."			CD
	Input	Today we are going to make a potato puppet. 1. 제목과 부제를 말한다. Props: Potato Puppet Let's make a potato puppet. 2. 만드는데 필요한 물품에 대해 이야기 나눈다. We need bottle caps, glue, a paper bag, a piece of red paper, scissors, and tape. 3. 만드는 과정을 그림을 보며 이야기 나눈다. How do we make a potato puppet? One. Cut the circle out. Two. Paste a circle inside. Three. Cut the pictures out on p. 27. Four. Decorate the bag.			activity book bottle caps glue paper bag red paper scissors tape 그림카드: 각 스텝 사진
	Interaction	1. 무엇이 필요한지 물어본다. What do we need? Do we need (bottle caps)? Yes. 2. 필요한 물품을 찾아본다. Listen and find. Point to (a paper bag). Show the (glue). 3. 만드는 과정에 대해 물어본다. How do we make a potato puppet? What do we do next?			
Individual Work Time		다같이 만들어 본다. Let's do our work. Open your book to page 24. Let's make a potato puppet.			
Closing		1. 어떤 소품을 만들었는지 다시 물어본다. What did we make for our role play? We made a potato puppet. 2. 인사를 나눈다. It's time to say goodbye. Goodbye!			
Tips		역할 놀이 영역에 놓아준다.			



Page 25	Let's Role Play		Social Studies
Objective		누리과정 관련요소	
자신의 대사를 알고 동극 활동에 참여한다.		예술경험영역 > 예술적 표현하기 > 예술 활동에 참여하여 창의적으로 표현하는 과정을 즐긴다.	
Target Words	Geneus, Boy, Girl, Potato, Tomato, Cracker, Milk, Egg		
Target Sentences	Let's role play!		
Materials	CD & audio, storybook, activity book, highlighter, 미리 만들어 놓은 stick puppets		

Strategies					Materials	
Daily Routine		Greeting & Songs	Weather	Feelings	Phonics	CD & audio
		Colors	Shapes	Numbers	Review Activities	Alphabet 포스터
Main Lesson	Motivation	“If All the World” 노래를 부른다. Let's sing “If All the World.”				CD & audio
	Input	Today we are going to role play. 1. 제목과 부제를 말한다. Let's role play. Highlight your lines and memorize them. 2. 스토리를 읽는다. Let's read the story. 3. 막대인형을 가지고 동극을 들려준다. We can role play with stick puppets. There are Geneus, Boy, Girl, Potato, Tomato, Cracker, Milk, and Egg puppets. Let's listen.				storybook activity book highlighter stick puppets
	Interaction	1. CD를 통해 다 함께 동극을 해본다. Let's practice. Geneus says, “We are going to play 'If All the World.' Have fun!” (대본의 나머지 부분들도 똑 같은 방법으로 연습한다.) 2. 배역을 정해본다. Who wants to be (Geneus, Boy, Girl, Potato, Tomato, Cracker, Milk, Egg)? 3. 앞에 나와 연습한다. Let's practice again. Boy, come up here. Girl, come up here.				CD/Internet > Role Playing > “Let's Role Playing” 
Individual Work Time		동극을 해본다. Let's do our work. Open your book to page 24. Let's role play. Highlight your lines and memorize them.				
Closing		1. 각자의 역할에 대해 다시 한번 이야기 나눈다. Who is the Potato? What is your role? Who is (Jiwon)? 2. 인사를 나눈다. You did a good job. It's time to say goodbye. Goodbye!				
Tips		1. 소품을 가지고 연습을 해본다. 2. 집에서 엄마와 같이 대본을 연습하고, 자신의 부분에 하이라이트를 해보도록 한다. 3. 엄마와 함께 각자의 역할(동작, 대사, 등)을 연습하도록 한다.				



Script (English)

If All the World

Preparation:

Characters: Geneus, Boy, Girl, Potato, Tomato, Cracker, Milk, Egg

Setting: playground, room

Props: hat, wand

Costumes: cracker, egg, milk, potato, tomato

: We are going to play "If All the World." Have fun!

: (Waving a wand) Abracadabra! Food world!

: (Waking up on a playground) Where are we?

: (Running around the playground) Let's play together!

: (Surprised) Wow. There is a talking potato.

: (Pointing to Potato) The potato is running!

: Let's play hide and seek!

: (Hiding) Okay!

: Hide! One, two, three, four, five, six, seven, eight, nine, ten!

: (Hiding) You can't find me!

: (Hiding) You can't find me!

: (Hiding) You can't find me!

: (Hiding behind Boy and Girl) Quiet!

: (Shaking his head) Food is everywhere.

: (Pinching her arm) This is a food world.

: (Going to Boy and Girl) Do you want to play?

: (Nodding their heads) Yes! We want to play.

: (Shouting) Hide! (All the foods are hiding around.)

: (Running away) Let's hide!

: (Finding around) Ready or not! Here I come!

: (Catching everyone) I found you!

: (Surprised) Oh, no!

: (Waving a wand) Abracadabra! Go back to your room!

: Where are we?

: We are in our room.

: That was fun!

: Yes! It was really fun!

: If all the world is made of food...

: Can you sing the "If All the World" song, everyone?

Everyone: (Singing together while doing the motions)

If all the world is made of grains,
Fruits and vegetables, dairy foods, protein foods.
What will happen to the world?



만약에 지구가... (한국말)

만약에 지구가...

준비

등장인물: 지니어스, 소년, 소녀, 감자아이, 토마토 소녀, 크래커군, 우유아저씨, 달걀아가씨

세트: 놀이터, 방안

소품: 모자, 요술 방망이

의상: 과자아이 복장, 달걀아가씨 복장, 우유 맨 복장, 감자아이 복장, 토마토 소녀 복장

지니어스: 우리는 "If All the World"을 연극할 거예요. 즐겁게 보세요!

지니어스: (마술 방망이를 흔들며) 수리수리 마수리 압! 음식나라로!

소년 & 소녀: (놀이터를 걸어가며) 여기가 어디지?

감자아이: (놀이터를 달려가며) 같이 놀자!

소년: (놀라서) 감자가 말을 하네.

소녀: (감자를 가리키며) 감자가 달려가고 있어.

감자아이: 숨바꼭질하자.

토마토 소녀, 크래커군, 우유아저씨, 달걀아가씨: (숨으며) 그래.

감자아이: 꼭꼭 숨어라. 하나, 둘, 셋, 넷, 다섯, 여섯, 일곱, 여덟, 아홉, 열!

토마토 소녀: (숨으며) 날 찾을 순 없을걸.

크래커군: (숨으며) 날 찾을 순 없을걸.

우유아저씨: (숨으며) 날 찾을 순 없을걸.

달걀아가씨: (소년과 소녀 뒤에 숨으며) 조용히 해!

소년: (고개를 흔들며) 음식이 짹 깔렸구나.

소녀: (팔을 꼬집으며) 여기는 음식 나라야.

감자아이: (소년과 소녀에게 다가가며) 너희들도 같이 놀고 싶니?

소년 & 소녀: (고개를 흔들며) 응! 우리도 놀고 싶어.

토마토 소녀, 크래커군, 우유아저씨, 달걀아가씨: (소리지르며) 꼭꼭 숨어라. (다시 숨기 시작한다.)

소년 & 소녀: (달아나며) 자, 숨자!

감자아이: (찾아 다니며) 숨었니? 안 숨었니? 찾으러 간다.

감자아이: (숨은 친구들을 하나하나 찾으며) 찾았다!

소년 & 소녀: (놀라며) 안돼!

지니어스: (요술 방망이를 휘두른다.) 수리수리 마수리 압! 방으로 다시 돌아가라!

소년: 여기가 어디지?

소녀: 우리 방에 있잖아.

소년: 너무 즐거웠어.

소녀: 응, 정말 즐거웠어.

소년 & 소녀: 만약에 세상이 음식으로 만들어졌다면...

지니어스: 다같이 "If All the World" 노래를 불러볼까?

모두: (울동과 함께 노래를 부른다.) "If All the World"

If all the world is made of grains,
Fruits and vegetables, dairy foods, protein foods.
What will happen to the world?