

K3 Volume 8

Worksheets

Found a Peanut




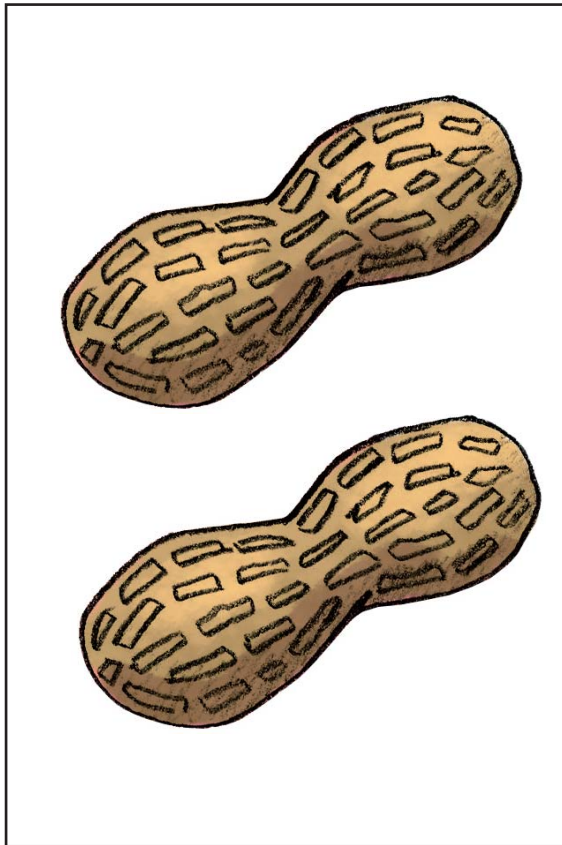
Crack the Peanuts

NAME

Draw the steps.

Crack them!

Peel them!



Same or Different

NAME

What is different?

Circle the five different things.

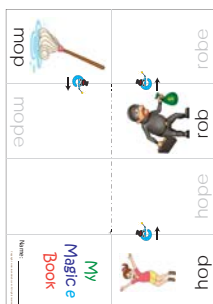


My Magic e Book

Let's make a mini book.



We need...



template




crayons




scissors


My Magic e Book



1. Fold the template along the lines.



2. Cut along the dotted line.



3. Make the mini book.



4. Trace the words and draw pictures.

robe

rob


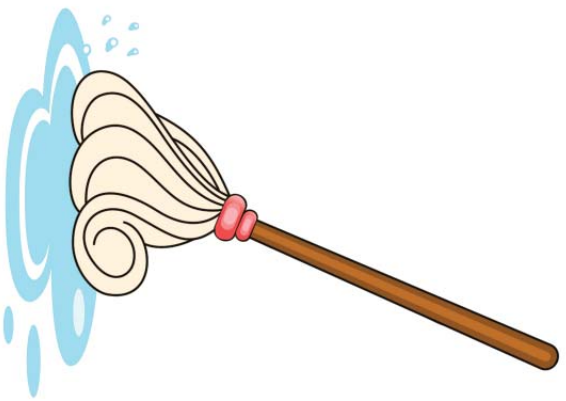
hope

hop



mop

mope



My

Magic

Book

Name: _____

Doctor's Mirror Hat

Let's make a doctor's mirror hat.



We need...



foil



glue



paper



pencil



ruler



scissors




stapler

Doctor's Mirror Hat




1. Draw the hat.



2. Cut it out.



3. Cut out a strip.



4. Paste the strip on the hat.

Doctor's Mirror Hat



5. Cut the foil into a circle.



6. Paste it on the hat.




7. Make the hat.

Using Electricity

Plug in these machines.




toaster



hair dryer



computer



coffee maker



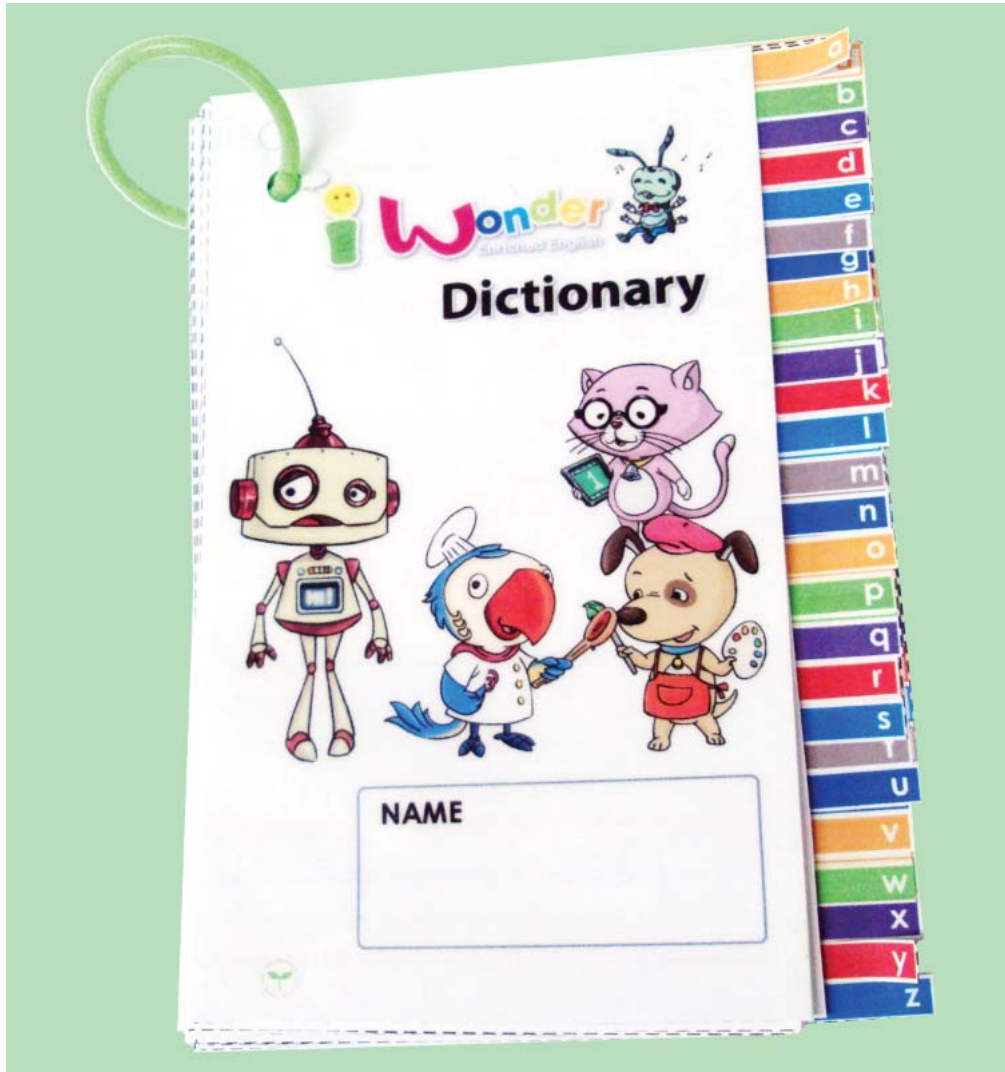
blender



telephone

iWonder Dictionary

Cut out the paper and make your own dictionary.




Tips for Teachers:

Punch a hole in each page and put a ring through it.
You can keep adding more pages the whole year.



Dictionary



NAME



Copyright © www.iwonderabc.com. All rights reserved.



apple



cutting board



dish

a

b

c

d

e

f

g

h

i

j

k

l

m

n

o

p

q

r

s

t

u

v

w

x

y

z

a

b

c

d

e

f

g

h

i

j

k

l

m

n

o

p

q

r

s

t

u

v

w

x

y

z

a

b

c

d

e

f

g

h

i

j

k

l

m

n

o

p

q

r

s

t

u

v

w

x

y

z



knife

a
b
c
d
e
f
g
h
i
j
k
l
m
n
o
p
q
r
s
t
u
v
w
x
y
z




peanuts

a
b
c
d
e
f
g
h
i
j
k
l
m
n
o
p
q
r
s
t
u
v
w
x
y
z



peanut butter

a
b
c
d
e
f
g
h
i
j
k
l
m
n
o
p
q
r
s
t
u
v
w
x
y
z



a
b
c
d
e
f
g
h
i
j
k
l
m
n
o
p
q
r
s
t
u
v
w
x
y
z

Apple

Cut an apple. How many pieces do you have?



pieces




pieces



pieces

Words for an Apple

Cut out the words for an apple and paste them in the boxes.



creamy

yummy

juicy

brown

nutty

hard

soft

red

sweet

sticky

round

tasty

Words for Peanut Butter

Cut out the words for peanut butter and paste them in the boxes.



creamy

yummy

juicy

brown

nutty

hard

soft

red

sweet

sticky

round

tasty

Sequence

Cut out the pictures and paste them in order.

<Found a Peanut>

1		2		3	
	→		→		
6		5		4	
7		8		9	
	→		→		

Sequence



Tools and Machines

Write the words (**red**, **blue**, **yellow**) and find the picture.


one _____ blender.



one _____ spatula.



one _____ frying pan.



one _____ oven.



Hidden Pictures

Draw your own hidden pictures and ask your friends to find them.

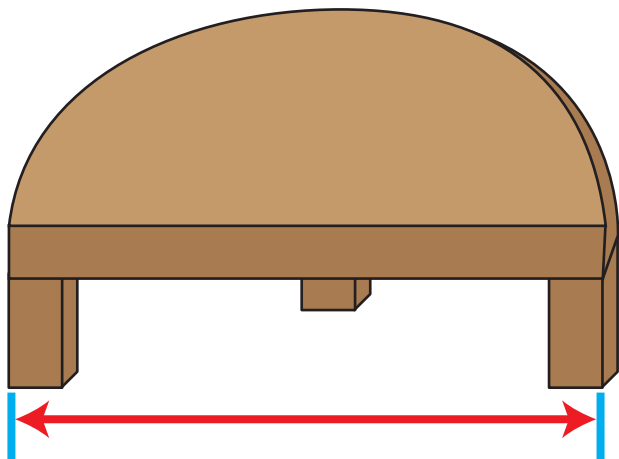


Hidden things

Measure with Your Hands

NAME

How many hands long is it?



hands



hands




hands

Eyesight Chart

Let's make an eyesight chart.

Write the letters from biggest to smallest from top to bottom.



We need...



colored pencils

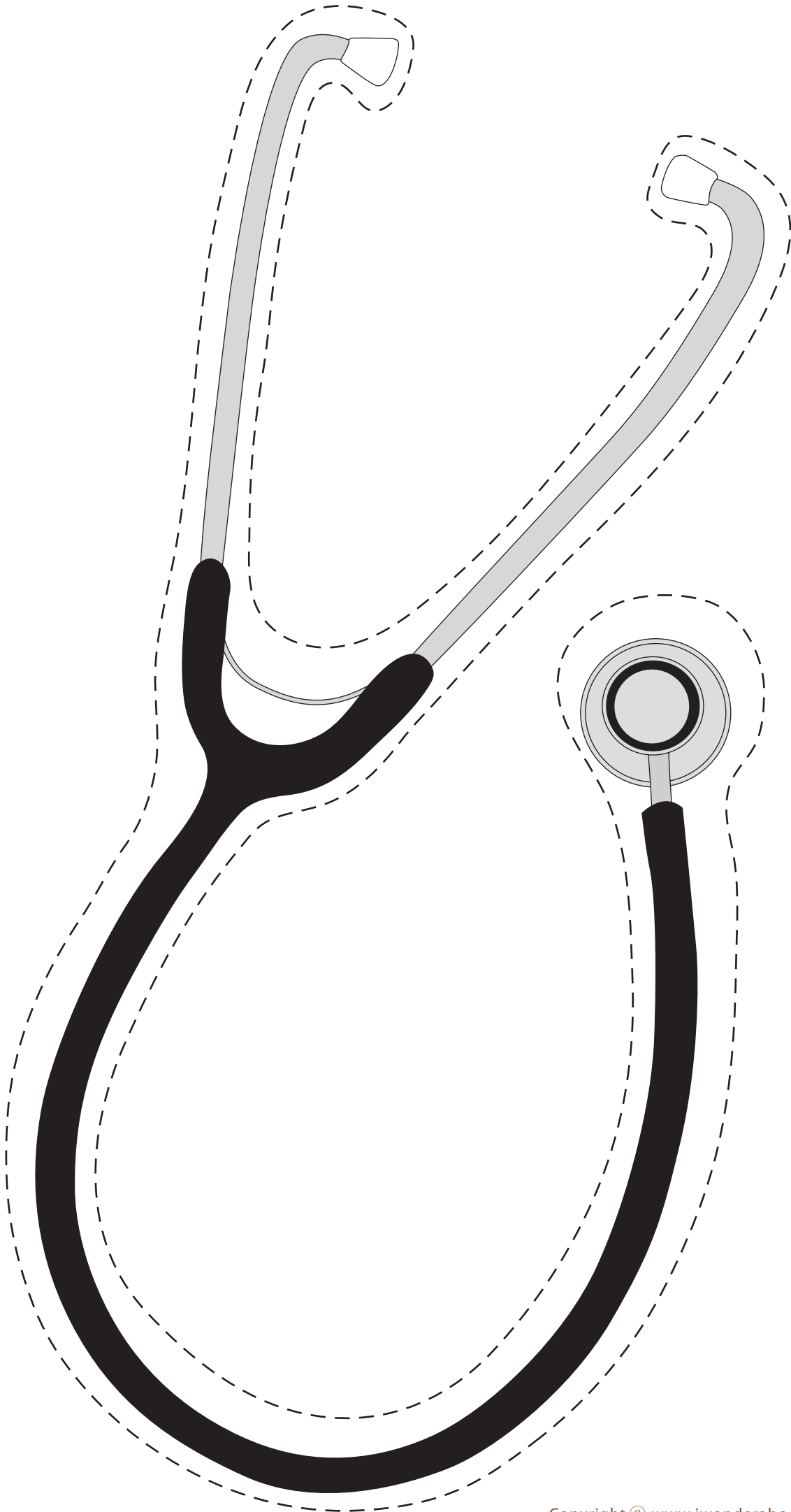


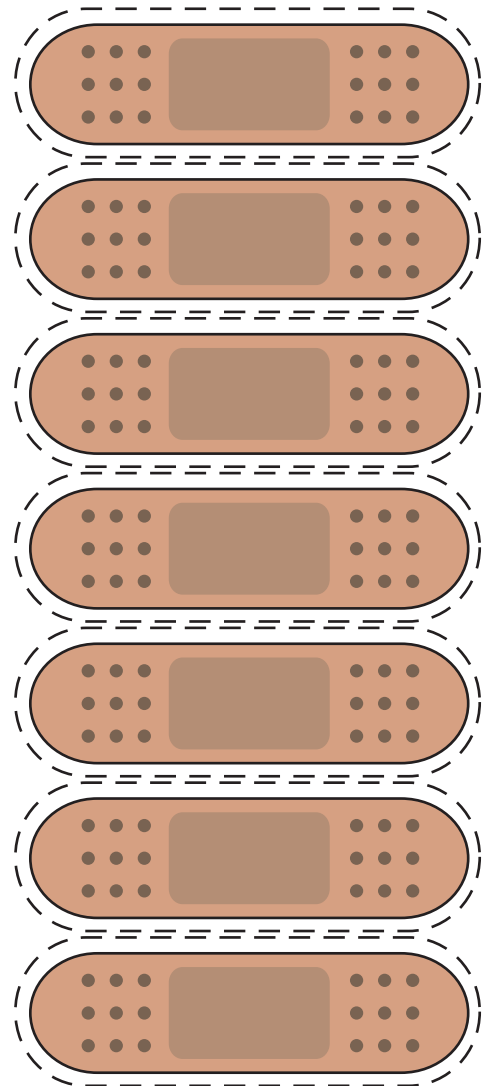
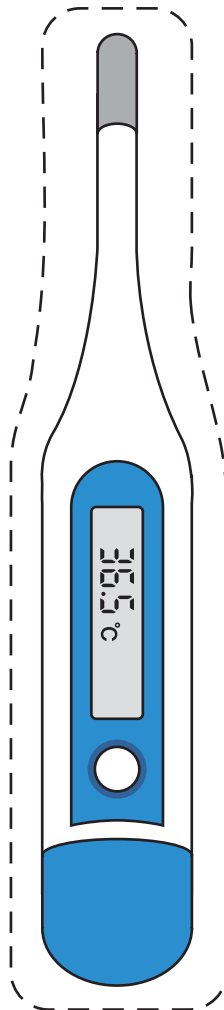
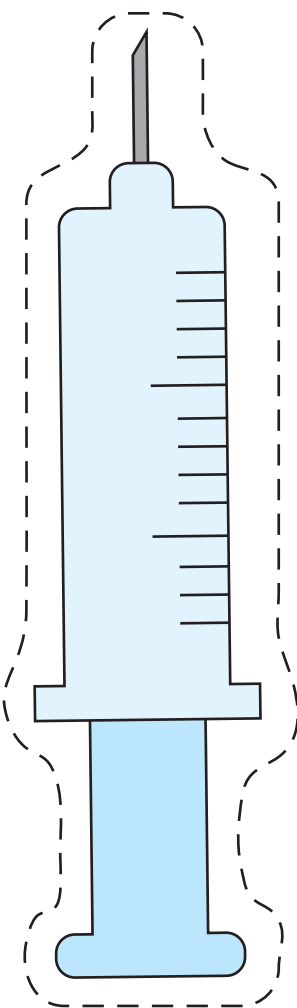
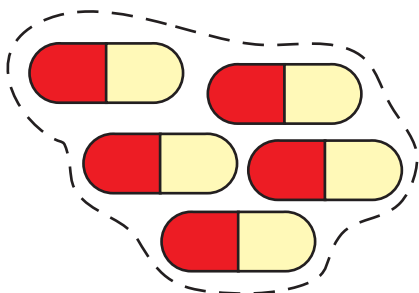
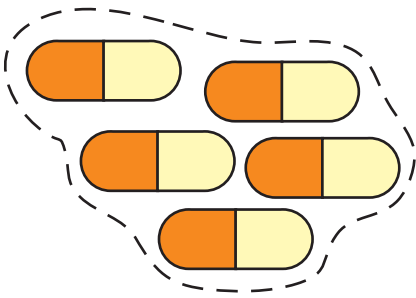
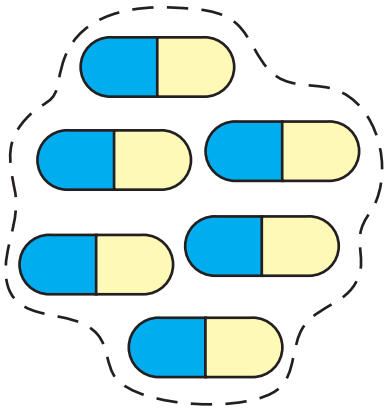
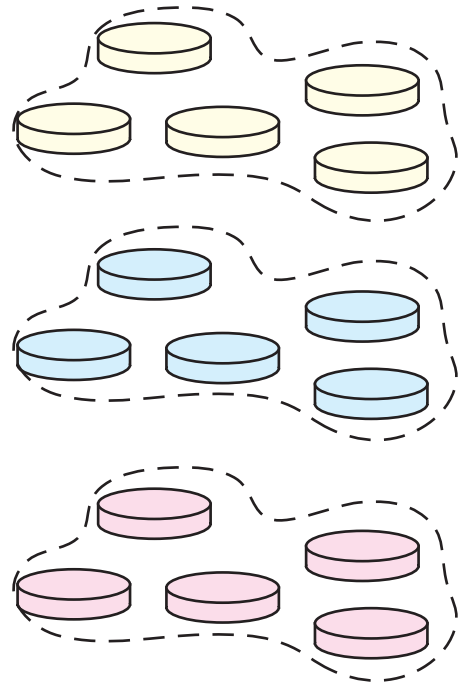


paper

First Aid Kit

Cut out the pictures and put them in your kit.







Name Tag



Name Tag



Name Tag



Name Tag

