

K3 Volume 2

Worksheets



Chick, Chick, Chick,


Chick, Chicken

달걀로 만드는 요리

달걀로 요리하는 방법은 매우 다양해요. 달걀 프라이, 삶은 달걀, 계란 말이, 계란 찜, 수란 등 여러가지 방법으로 먹을 수 있어요. 다른 나라에서는 달걀을 어떻게 먹을까요?


미국과 유럽에서는 스크램블 에그, 오믈렛을 먹고, 중국에서는 토마토와 계란을 가지고 씨홍스 차오찌단을 만들어 먹고, 일본에서는 계살과 계란으로 카니타마를 만들어 먹어요.

달걀을 어떻게 요리해서 먹는걸 좋아 하나요?
그림으로 그려보세요.



Hidden Pictures

Find and circle the pictures.



3 butterflies



pig



3 chicks



cow




dog



bird

Shapes - Oval


Trace the shapes and decorate the Easter eggs.
Trace the words.



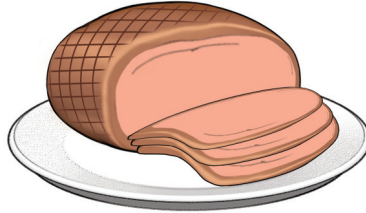
Eggs are oval.

Rhyming Words

Circle the rhyming words.



hen




ham

10


ten

10

ten



hen




jam



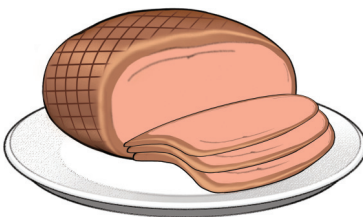
can



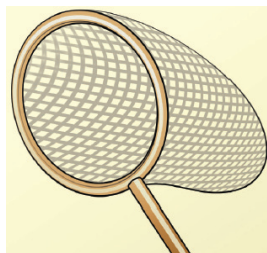
pan




web



ham



net



jam

Chicken Sounds

Listen to the sounds and find the animals.



rooster



hen



chick

Tips for Teachers:

What sound did you hear?

1. Cock-a-doodle-doo
2. Cluck cluck
3. Chick chick

Counting

How many eggs did each hen lay?



This hen laid

eggs.



This hen laid

eggs.

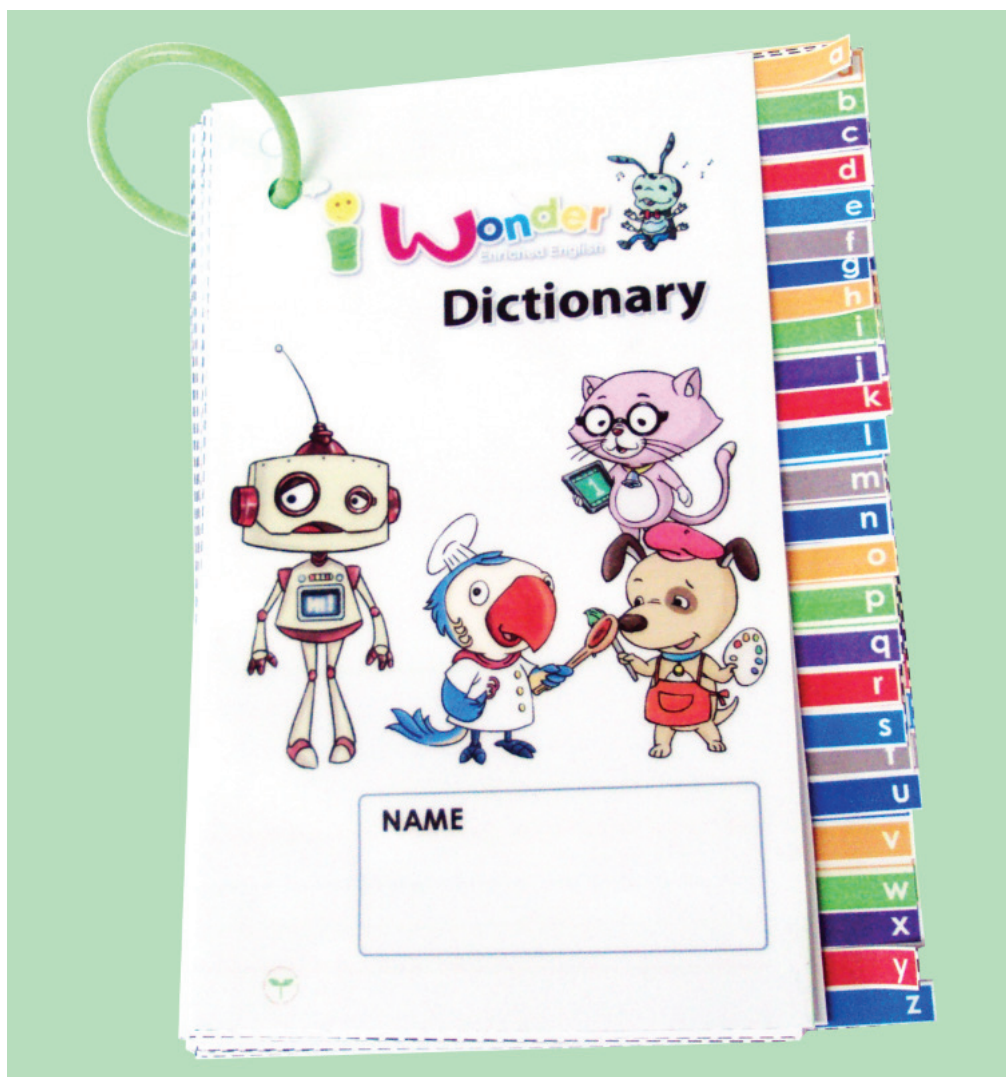


This hen laid

eggs.

iWonder Dictionary

Cut out the paper and make your own dictionary.




Tips for Teachers:

Punch a hole in each page and put a ring through it.
You can keep adding more pages the whole year.



Dictionary



NAME




Copyright © www.iwonderabc.com. All right reserved.



burner



dish



eggs

a
b
c
d
e
f
g
h
i
j
k
l
m
n
o
p
q
r
s
t
u
v
w
x
y
z

a
b
c
d
e
f
g
h
i
j
k
l
m
n
o
p
q
r
s
t
u
v
w
x
y
z
a
b
c
d
e
f
g
h
i
j
k
l
m
n
o
p
q
r
s
t
u
v
w
x
y
z



plastic knife



pot




water

- a
- b
- c
- d
- e
- f
- g
- h
- i
- j
- k
- l
- m
- n
- o
- p
- q
- r
- s
- t
- u
- v
- w
- x
- y
- z


- a
- b
- c
- d
- e
- f
- g
- h
- i
- j
- k
- l
- m
- n
- o
- p
- q
- r
- s
- t
- u
- v
- w
- x
- y
- z

Egg Chickens

Make egg chickens with boiled eggs.



We need...



boiled eggs





marker



felt

Egg Chickens

Make egg chickens with boiled eggs.




1. Make chicken's comb, beak, and feet.

2. Cut a paper strip. (12cm)



3. Make an egg holder.


4. Glue the feet to the egg holder.



5. Glue the comb and beak to the egg.

6. Draw eyes on the egg.

7. Here are your chickens!



Sink or Float

NAME

Try this experiment.


We need...



water



cup



egg

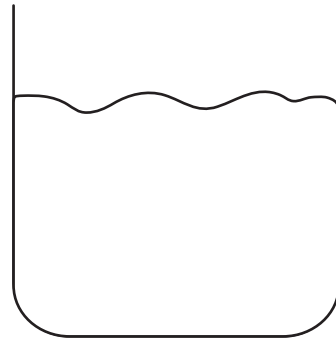


salt



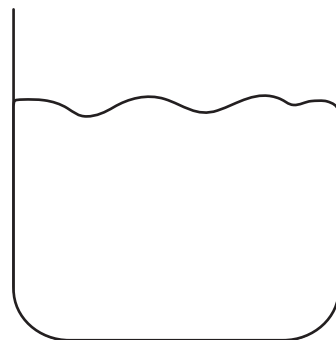
spoon

1. Put the egg in the water.
Does it sink or float?
Draw a picture.



2. Put some salt in the water.

3. Put the egg in the water again.
Does it sink or float?
Draw a picture.



Utensils

What utensils do you need to boil the eggs?
Circle the pictures.



fork



pot



burner



measuring cup



pan



plastic bags


Sight Words

Make your own sentence and draw the picture.

The _____ jumps.



frog



hen



cow

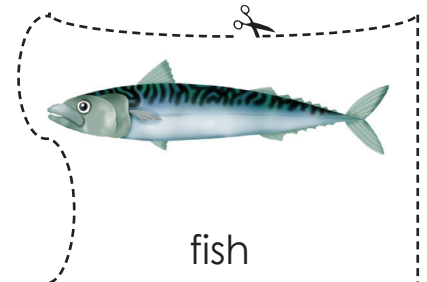


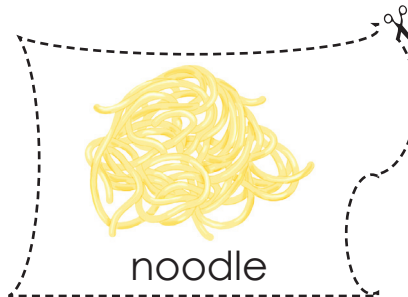
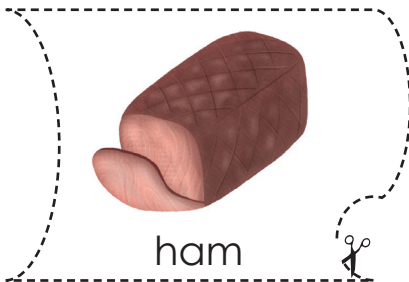

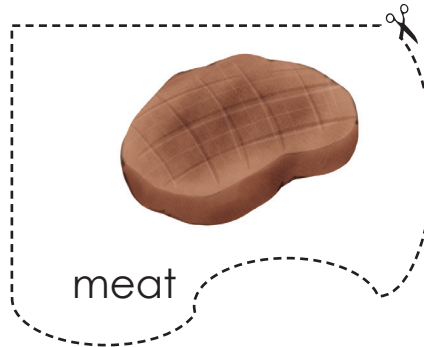



sheep

Protein Foods Group

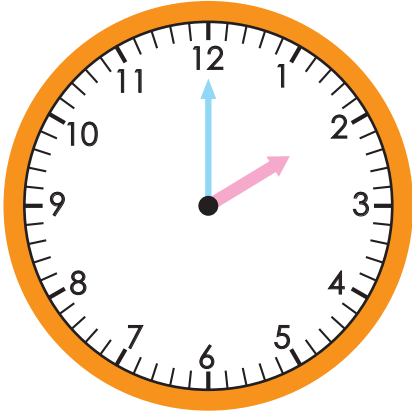
Cut out foods from the Protein Foods Group and paste them in the box.

Protein Foods Group

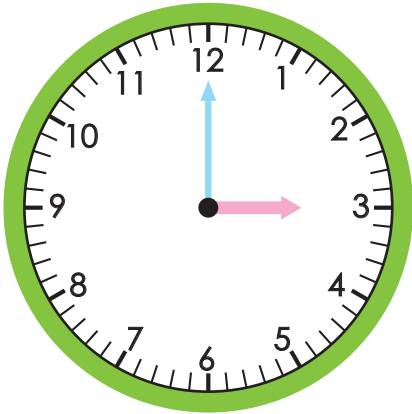


What Time Is It?

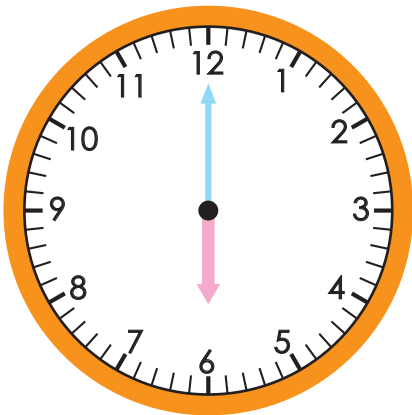
Write and say the time.



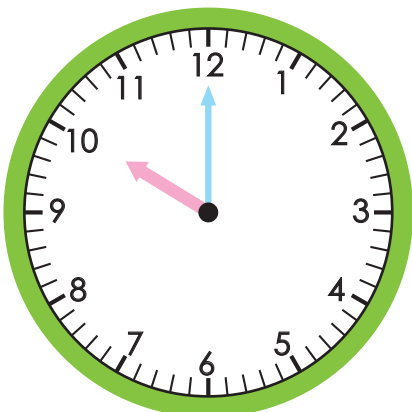
It's o'clock.



It's o'clock.



It's o'clock.



It's o'clock.



Finger Puppet




Finger Puppet



Finger Puppet



Finger Puppet




Props

Let's make a clock.



We need...



foamboard




pin

Props

Let's make a clock.



1. Laminate the worksheet.



2. Cut out the clock and the hands.



3. Put the pin through the hands and the clock.

4. Play with your clock.



